

# DMK 331P

## Industrial Pressure Transmitter

Pressure Ports With Flush Welded Stainless Steel Diaphragm

accuracy according to IEC 60770:  
0.5 % FSO



### Nominal pressure

from 0 ... 60 bar up to 0 ... 400 bar

### Output signals

2-wire: 4 ... 20 mA

3-wire: 0 ... 20 mA / 0 ... 10 V

others on request

### Special characteristics

- ▶ suited for viscous and pasty media

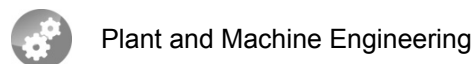
### Optional versions

- ▶ IS-version  
Ex ia = intrinsically safe for gases and dusts
- ▶ SIL 2  
according to IEC 61508 / IEC 61511
- ▶ food compatible filling fluid with FDA approval
- ▶ cooling element for media temperatures up to 300 °C
- ▶ customer specific versions

The pressure transmitter DMK 331P is suitable for measuring the pressure of viscous and pasty media, where a totally flush pressure port is required.

As on all industrial pressure transmitters made by BD|SENSORS, you may choose between various electrical and mechanical connections also on DMK 331P.

### Preferred areas of use are



Plant and Machine Engineering



Food Industry

### Preferred used for



Viscous and Pasty Media



Input pressure range						
Nominal pressure gauge / abs.	[bar]	60	100	160	250	400
Overpressure	[bar]	100	200	400	400	600
Burst pressure $\geq$	[bar]	180	300	500	750	1000
Output signal / Supply						
Standard	2-wire: 4 ... 20 mA / $V_S = 8 \dots 32$ VDC		SIL-version: $V_S = 14 \dots 28$ V <sub>DC</sub>			
Option IS-protection	2-wire: 4 ... 20 mA / $V_S = 10 \dots 28$ V <sub>DC</sub>		SIL-version: $V_S = 14 \dots 28$ V <sub>DC</sub>			
Options 3-wire	3-wire: 0 ... 20 mA / $V_S = 14 \dots 30$ V <sub>DC</sub>					
	0 ... 10 V / $V_S = 14 \dots 30$ V <sub>DC</sub>					
Performance						
Accuracy <sup>1</sup>	$\leq \pm 0.5$ % FSO					
Permissible load	current 2-wire: $R_{\max} = [(V_S - V_{S \min}) / 0.02 \text{ A}] \Omega$ current 3-wire: $R_{\max} = 500 \Omega$ voltage 3-wire: $R_{\min} = 10 \text{ k}\Omega$					
Influence effects	supply: 0.05 % FSO / 10 V load: 0.05 % FSO / k $\Omega$					
Long term stability	$\leq \pm 0.3$ % FSO / year at reference conditions					
Response time	2-wire: $\leq 10$ msec 3-wire: $\leq 3$ msec					
<sup>1</sup> accuracy according to IEC 60770 – limit point adjustment (non-linearity, hysteresis, repeatability)						
Thermal effects (Offset and Span) <sup>2</sup> / Permissible temperatures						
Thermal error	$\leq \pm 0.2$ % FSO / 10 K					
in compensated range	-20 ... 85 °C					
Permissible temperatures <sup>3</sup>	medium: -40 ... 125 °C for filling fluid silicone oil -10 ... 125 °C for filling fluid food compatible oil electronics / environment: -40 ... 85 °C storage: -40 ... 100 °C					
Permissible temperature medium for cooling element 300 °C	filling fluid silicone oil		overpressure: -40 ... 300 °C		vacuum: -40 ... 150 °C	
	filling fluid food compatible oil		overpressure: -10 ... 250 °C		vacuum: -10 ... 150 °C	
<sup>2</sup> an optional cooling element can influence thermal effects for offset and span depending on installation position and filling conditions.						
<sup>3</sup> max. temperature of the medium for overpressure > 0 bar: 150 °C for 60 minutes with a max. environmental temperature of 50 °C						
Electrical protection						
Short-circuit protection	permanent					
Reverse polarity protection	no damage, but also no function					
Electromagnetic compatibility	emission and immunity according to EN 61326					
Mechanical stability						
Vibration	20 g RMS (25 ... 2000 Hz)		according to DIN EN 60068-2-6			
Shock	500 g / 1 msec		according to DIN EN 60068-2-27			
Filling fluids						
Standard	silicone oil					
Options	food compatible oil (with FDA approval) (Mobil SHC Cibus 32; Category Code: H1; NSF Registration No.: 141500) others on request					
Materials						
Pressure port	stainless steel 1.4435 (316 L)					
Housing	stainless steel 1.4404 (316 L)					
Option compact field housing	stainless steel 1.4305 (303) with cable gland brass, nickel plated				others on request	
Seals (media wetted)						
Standard	FKM (recommended for medium temperatures $\leq 200$ °C)					
Option	FFKM (recommended for medium temperatures > 200 °C) others on request					
Diaphragm	stainless steel 1.4435 (316 L)					
Media wetted parts	pressure port, seals, diaphragm					
Explosion protection (only for 4 ... 20 mA / 2-wire)						
Approvals DX 19 - DMK 331P	IBExU 10 ATEX 1068 X / IECEx IBE 12.0027X zone 0: II 1G Ex ia IIC T4 Ga zone 20: II 1D Ex ia IIIC T 85 °C Da, IP65					
Safety technical maximum values	$U_i = 28$ V, $I_i = 93$ mA, $P_i = 660$ mW, $C_i \approx 0$ nF, $L_i \approx 0$ $\mu$ H					
Permissible temperatures for environment	in zone 0: -20 ... 60 °C with $p_{\text{atm}}$ 0.8 bar up to 1.1 bar in zone 1 or higher: -20 ... 70 °C					
Connecting cables (by factory)	cable capacitance: signal line/shield also signal line/signal line: 160 pF/m cable inductance: signal line/shield also signal line/signal line: 1 $\mu$ H/m					

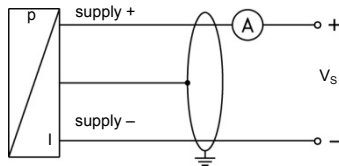
Miscellaneous	
Option SIL <sup>4</sup> 2	according to IEC 61508 / IEC 61511
Current consumption	signal output current: max. 25 mA signal output voltage: max. 7 mA
Weight	min. 200 g (depending on process connection)
Installation position	any (standard calibration in a vertical position with the pressure port connection down)
Operational life	> 100 x 10 <sup>6</sup> pressure cycles
CE-conformity	EMC Directive: 2014/30/EU      Pressure Equipment Directive: 2014/68/EU (module A) <sup>5</sup>
ATEX Directive	2014/34/EU

<sup>4</sup> only for 4 ... 20 mA / 2-wire

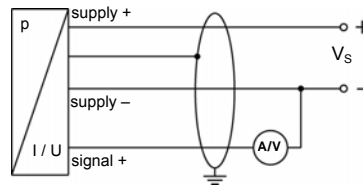
<sup>5</sup> This directive is only valid for devices with maximum permissible overpressure > 200 bar

### Wiring diagrams

2-wire-system (current)



3-wire-system (current / voltage)

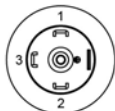
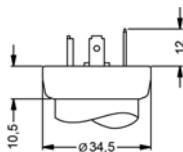


### Pin configuration

Electrical connection	ISO 4400	Binder 723 (5-pin)	M12x1 / metal (4-pin)	field housing	cable colour (IEC 60757)
Supply +	1	3	1	IN +	wh (white)
Supply -	2	4	2	IN -	bn (brown)
Signal + (only for 3-wire)	3	1	3	OUT +	gn (green)
Shield	ground pin	5	4	⊥	gnye (green-yellow)

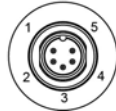
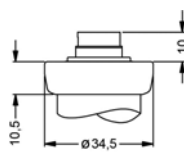
### Electrical connection (dimensions in mm)

standard

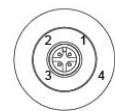
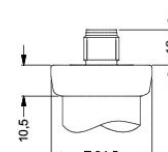


ISO 4400 (IP 65)

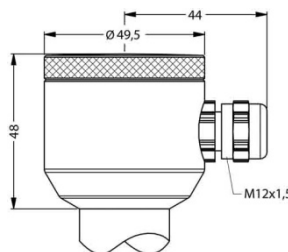
option



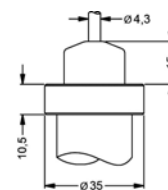
Binder Series 723 5-pin (IP 67)



M12x1 4-pin (IP 67)



compact field housing (IP 67)



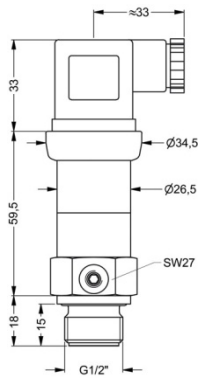
cable outlet with PVC cable (IP 67)<sup>6</sup>

⇒ universal field housing stainless steel 1.4404 (316 L) with cable gland M20x1.5 (ordering code 880) and other versions on request

<sup>6</sup> standard: 2 m PVC cable without ventilation tube (permissible temperature: -5 ... 70°C)

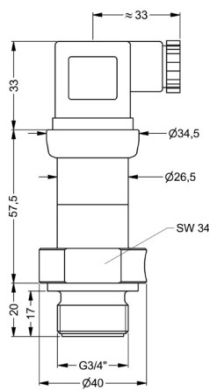
### Mechanical connection (dimensions in mm)

#### standard

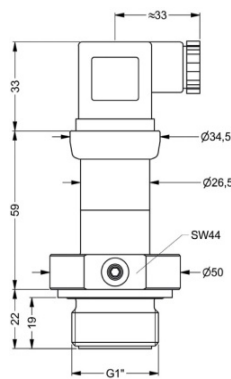


G1/2" flush DIN 3852

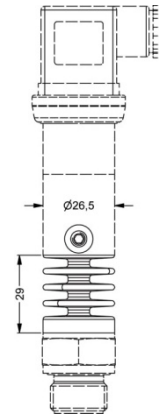
#### option



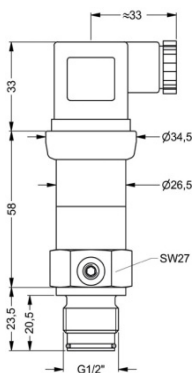
G3/4" flush DIN 3852



G1" flush DIN 3852



cooling element  
300 °C<sup>7</sup>



G1/2" flush  
with radial o-ring

- ⇒ SIL- and SIL-Ex version: total length increases by 26.5 mm!
- ⇒ metric threads and other versions on request

<sup>7</sup> possible for nominal pressure ranges  $P_N \leq 160$  bar

## Ordering code DMK 331P

DMK 331P

<b>Pressure</b>																				
	gauge	5	0	5																
	absolute	5	0	6																
<b>Input</b>																				
	[bar]																			
	60		6	0	0	2														
	100		1	0	0	3														
	160		1	6	0	3														
	250		2	5	0	3														
	400		4	0	0	3														
	customer		9	9	9	9														consult
<b>Output</b>																				
	4 ... 20 mA / 2-wire					1														
	0 ... 20 mA / 3-wire					2														
	0 ... 10 V / 3-wire					3														
	Intrinsic safety 4 ... 20 mA / 2-wire					E														
	SIL2 4 ... 20 mA / 2-wire					1S														
	SIL2 with Intrinsic safety					ES														
	4 ... 20 mA / 2-wire																			
	customer					9														consult
<b>Accuracy</b>																				
	0.5 %					5														
	customer					9														consult
<b>Electrical connection</b>																				
	Male and female plug ISO 4400						1	0	0											
	Male plug Binder series 723 (5-pin)						2	0	0											
	Cable outlet with PVC-cable <sup>1</sup>						T	A	0											
	Male plug M12x1 (4-pin) / metal						M	1	0											
	compact field housing																			
	stainless steel 1.4305						8	5	0											
	customer						9	9	9											consult
<b>Mechanical connection</b>																				
	G1/2" DIN 3852 with flush diaphragm							Z	0	0										
	G3/4" DIN 3852 with flush diaphragm							Z	3	0										
	G1" DIN 3852 with flush diaphragm							Z	3	1										
	G 1/2" DIN 3852 with rad. o-ring and flush diaphragm							Z	6	1										
	customer							9	9	9										consult
<b>Diaphragm</b>																				
	Stainless steel 1.4435 (316L)							1												
	customer							9												consult
<b>Seals</b>																				
	FKM									1										
	FFKM <sup>2</sup>									7										
	customer									9										consult
<b>Filling Fluids</b>																				
	Silicone oil									1										
	food compatible oil									2										
	customer									9										consult
<b>Special version</b>																				
	standard												0	0	0					
	with cooling element up to 300°C <sup>3</sup>												2	0	0					
	customer												9	9	9					consult

standard: 2 m PVC cable without ventilation tube (permissible temperature: -5 ... 70°C)  
 only for P<sub>N</sub> ≤ 100 bar possible  
 only for P<sub>N</sub> ≤ 160 bar possible